



HOSE & TUBING - ORDER BY THE FOOT

Wire Reinforced EPDM Suction/ Discharge Hose <ul style="list-style-type: none"> Wire helix with textile ply wrapped with smooth cover Safe for variety of liquid requiring elevated pressure Sold by the foot. Specify length when ordering 	Part No.	ID (in)	PVC Bumble Bee HD Suction Hose <ul style="list-style-type: none"> Used on NCI Liquid Equipment Flexible with good adhesion between soft wall and helix Safe for water & light chemical solutions Ridged exterior, not transparent 	Part No.	ID (in)
	HO-SH114EPDM	1-1/4		HO-SHBB100	1
	HO-SH112EPDM	1-1/2		HO-SHBB114	1-1/4
	HO-SH200EPDM	2		HO-SHBB112	1-1/2
	HO-SH300EPDM	3		HO-SHBB200	2
EVA Tubing <ul style="list-style-type: none"> Semi-translucent tubing made of ethyl vinyl acetate Ideal for herbicide, pesticide, anhydrous ammonia applicator hose; vacuum hose, sight gauge 	Part No.	ID (in)	Ag Spray Hose <ul style="list-style-type: none"> Safe for water discharge in residential, agricultural, and industrial applications NCI commonly stocks 1/2", 3/4", 1-1/2", 2" 3/4" Hose used on NCI liquid equipment between nozzles 2" hose used on NCI liquid equipment on to protect booms 	1/2" Hose Part No.	PSI
	HO-12EVA	1/2"		HO-12150	150PSI
	HO-34EVA	3/4"		HO-12300	300 PSI
	HO-38EVA	3/8"		HO-12600	600 PSI
Clear Vinyl Tubing <ul style="list-style-type: none"> High gloss clear tubing made of non-toxic crystal PVC Ideal for water, weak chemicals and acids, sight gauge, drainage, air lines NSF-51 and NSF-61 certified material 	Part No.	ID (in)		HO-12800	800 PSI
	HO-CT14PVC	1/4		3/4" Hose Part No.	PSI
	HO-CT38PVC	3/8, 1/16" wall		HO-34150	150 PSI
	HO-CT38PVCTW	3/8, 1/8" wall		HO-34200	200 PSI
	HO-CT12PVC	1/2, 1/16" wall		HO-34300	300 PSI
	HO-CT12PVCTW	1/2, 1/8" wall		HO-34600	600 PSI
	HO-CT58PVC	5/8		HO-34800	800 PSI
	HO-CT34PVC	3/4		1-1/2" Hose Part No.	PSI
	HO-CT100PVC	1	HO-122150	150	
	HO-CT112PVC	1-1/2	2" Hose Part No.	PSI	
Nylon Air Line Tubing Unbraided: <ul style="list-style-type: none"> Ideal for pneumatic lines, instrumentation systems, lubrication, fuel, oil, and refrigerant line Braided: <ul style="list-style-type: none"> Ideal for material handling, water, light chemical solutions 	Unbraided Part No.	ID (in)	HO-200150	150	
	DF-KO348	1/4	Reinforced Fertilizer Solution Hose	Part No.	ID x OD
	Braided 1/16" wall Part No.	ID (in)	HO-SH114FERT	1 1/4" x 1.6"	
			HO-SH112FERT	1 1/2" x 1.86"	
HO-CT38BPVC	3/8	HO-SH200FERT	2" x 2.66"		
HO-CT12BPVC	1/2	HO-SH300FERT	3" x 3.86"		
PVC Lay Flat Discharge Hose <ul style="list-style-type: none"> Used as a protective barrier for other hoses on NCI Equipment Resistant to abrasion and aging Safe for water discharge 	Part No.	ID (in)	Part No.	ID (in)	
	HO-200065PVC	2	HH-HFS204	1/4	
PVC Standard Duty Suction Hose <ul style="list-style-type: none"> Previously used on NCI liquid equipment; now use PVC Bumble Bee because of ease of use Flexible with good adhesion between soft wall and helix Safe for water & light chemical solutions Clear, smooth surfaces 	HO-30065PVC	3	HH-HFS208	1/2	
	Part No.	ID (in)	HH-HFS212	3/4	
	HO-SH34PVC	3/4	HH-HFS216	1	
	HO-SH100PVC	1	HH-HFS220	1 1/4	
	HO-SH114PVC	1-1/4			
	HO-SH112PVC	1-1/2			
	HO-SH200PVC	2			
HO-SH300PVC	3				
HO-SH400PVC	4				



CLAMPS & HOSE REEL

T Bolt Hose Clamp • Stainless steel bolt with silver plated nut to prevent seizing • 360 degree sealing surface • Ideal for high torque applications • Many other sizes available 	Part No.	ID (in)	Diameter Range (in)	Clamp • Stainless steel housing 	Part No.	ID (in)			
					TP-TC218	2	2.18-2.5	CL-0400	¼
					TP-TC331	3	3.31-3.62	CL-0600	¾
					TP-TC343	3	3.43-3.75	CL-0800	½
					CL-1200	¾			
					CL-1600	1			
					CL-3200	2			
					CL-4000	2-½			

Please call NCI Parts for further information



HOSE REEL



Titan Models 4312H, 4318H, 4312E, 4318E

- Heavy duty aluminum frame
- Super swivel with ball bearing support and grease fitting
- Aluminum Disks. PVC spool. Plated steel hardware. Carbon steel manifold
- 2- vane semi open impeller
- Spring loaded pin-lock - 4312H, 4318H
- Switch and solenoid are mounted on a SS plate and wired to 12 volt electric motor - 4312E, 4318E

Titan Model 3012

- Economical steel reel
- Black powder coated
- Dimensionally identical to 4312H

Summit Features


- ½" or 1" inlet/outlet available
- Capacity up to 650' of ¾" hose
- All reels pressure treated, power coated

SM Series

- Steel crank handle with free turning hand grip

SME Series

- ⅓ HP 12 volt DC motor
- Pre-wired heavy duty push button switch
- Solenoid included & Mounted



Titan 4312H



Titan 4312E with optional hose guide



Titan 3012



Summit SM Series

Full Frame Part No.	Electric Rewind Part No.	Hose ID in Inches					Inlet/Outlet NPT	Spool Width (in)	Spool Dia. (in)
		¼	¾	½	⅝	1			
Titan Hose Reels									
4312H	4312E	425	300	200	150	--	½	12	6
4318H	4318E	625	450	325	225	--	½	18	6
3012	-	425	300	200	150	-	½	12	6
Summit Hose Reels									
HR-SM12	-	400	250	175	100	70	½ or 1	12	6
HR-SM60	-	175	100	75	40	--	½ or 1	6	6
HR-SM80	-	200	140	100	60	--	½ or 1	8	6
-	HR-SME18	600	400	300	150	125	½ or 1	18	6
Length of Hose in Feet									

